


**Product Model No.** : LK SE 13 - 20  
**Product Description** : 15W LED Dual Bend RGBW Neon Light



Facade Lighting breathes life into unique facades & architecture in private or public spaces. It can also be used to add an artistic feel to the exteriors with shadows, also use up-lighting for pillars and columns to add a simple contrast or to accentuate the object for making it the centre of attraction

## 15W LED DUAL BEND NEON LIGHT

### Technical Specifications:

#### Electrical & Power:

- Power Consumption : 15W
- Input Power : DC 24V

#### Optical Arrangement:

- Beam Angle : 120°

#### Lamp Source:

- LED Source : SMD Based
- Colour Temperature : RGBW
- CRI : > 80
- Lumens/W : > 24
- Net Luminous Flux : 430
- No of LED's : 72 per meter
- LED Hours Burning life : 50,000

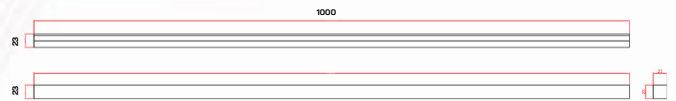
#### Control & Others:

- Control Option : DmX 512 / Auto Mode
- DmX Channels : 4 DmX
- Working Temperature : +55° ~ -30°
- SDCM : < 5
- Power Factor (Min) : 0.9
- Driver/power unit : External Power Supply

#### Physical & Construction:

- Dimension : 1000 x 23 x 23mm
- Ingress Protection : IP67 Rated
- Body Housing : Aluminium Die Casted
- Body Colour : Black / Grey / Custom
- Mounting Type : Yoke mount
- Impact Resistance : IK05
- Cooling : Passive Cooling System

#### Dimensions:



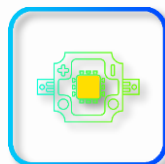
### Features



15W Power Consumption



DMX control



SMD Based LEDs



Beam angle: 120°



Colour Temperature: RGBW



IP 67 Water & Dust Resistance