

USER GUIDE FOR SINGLE COLOR WASH LIGHT



Applicable Models:

SINGLE COLOR WASH 200W

Leksa Lighting® all rights reserved, Information, Specifications, Images and Instructions given in the document herein subject to change without further notice. Leksa Lighting Logo, Data and Indicated product names, Model no's herein the trademarks of Leksa Lighting.

You may connect to below contact for your queries:

📍 Leksa Lighting Technologies Pvt. Ltd
Ashwathpura Road, Mangalore – 574227, India

✉ biz@leksalighting.com

🌐 www.leksalighting.com

☎ +91-7899 – 543210

For Quality and Service support reach us @ quality@leksalighting.com

Important Notice:

There are no user serviceable parts inside the fixture. Do not attempt any repairs yourself; doing so will cease the manufacturing warranty and such acts will void the manufacturer warranty claims.

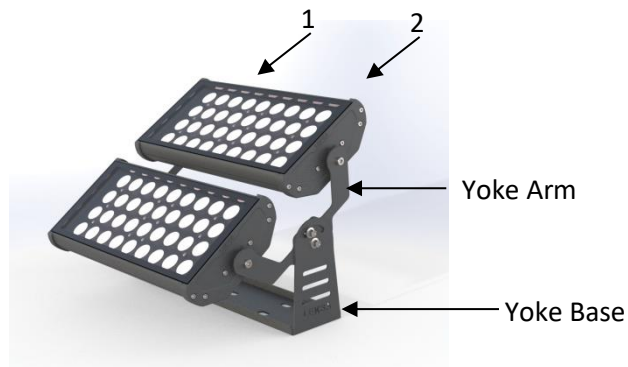
- Warranty claims to be reported to the above referred email ID's with the product Sl. Nos.
- Warranty will not be extended on the glass and breakable items like lenses etc.
- Product warranty does not cover the physical damages, breakages etc.
- Product warranty ceases if the product is not used as per manufacturer instructions.
- Product warranty is limited to the functional aspects of the fixture.
- Repair or Replacement is depending on the variance of complaint subject to manufacturer decision.

Instructions:

This Product is IP65 rated. For proper operation, follow the **Installation guidelines described in this manual. Only qualified and** certified personnel should perform the installation and only the original rigging parts (brackets, holders, clamps, safety cables) included with this fixture should be used for installation. Any modifications will void the original manufactures warranty and increase the risk of damage and/or personal injury.

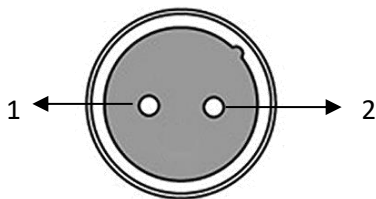
- Never look directly into the light source to prevent risk of injury to your retina, which may induce blindness. Those suffering from EPILEPSY should avoid looking directly into the light source of this unit at all times.
- Always disconnect from main power source before performing any type of service and/or cleaning procedure. Only handle the power cord by the plug end, never pull by tugging the wire portion of the cord.
- Do NOT operate fixture if the power cord has become frayed, crimped and/or damaged. If the power cord is damaged, replace it immediately with a new one of similar power rating.
- Do NOT operate fixture near any flammable materials.
- Do NOT operate fixture in dusty environments.
- We urge you to ensure proper mechanical fitments of clamps and a usage of safety chains while suspending from the top.

FIXTURE OVERVIEW:



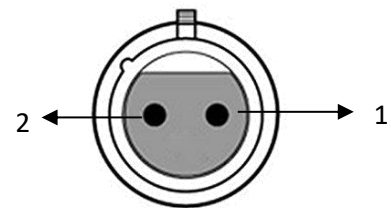
1	Power In	2	Power Out
---	----------	---	-----------

Power Input
2 Pin Male Socket



1	24V+	2	24V-
---	------	---	------

Power Output
2 Pin Female Socket

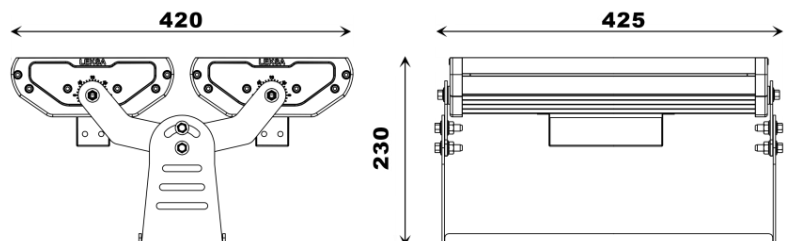


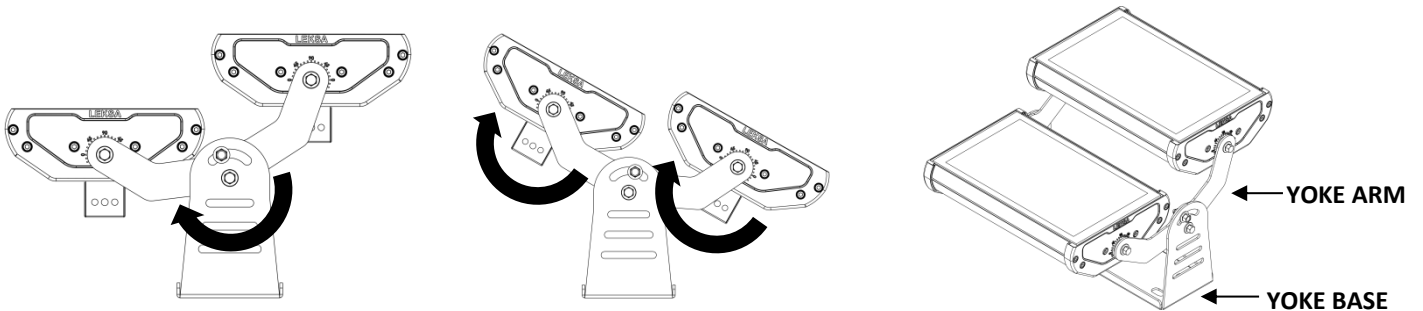
FIXTURE DETAILS:

- Type of Fixture : LED 200W Single Color Wash Light
- Lamp Source : Light Emitting Diode (LED)
- Power Consumptions : 200W Single Color Wash - 200W
- Dimensions :

Single Color Wash Light:

200W Single Color Wash Light
425 x 420 x 230 mm



Fixing Arrangements:**YOKE ROTATION****Note:**

- In a DMX Mode, Light fixture will operate with 4 Channel.
- Do NOT open the fixture for any kind of repair. There are parts which can be operated by authorized personnel's only.

For Further assistance, you are requested to contact our office or authorized dealers.
We are there at your service.

Thank You for Choosing Leksa Lighting:

Leksa Lighting Technologies Pvt. Ltd.

Ashwathapura Road, Moodbidri,

Mangaore – 574227, India

www.leksalighting.com

biz@leksalighting.com

+91-7899 543210