

## **USER GUIDE FOR RGBW WASH LIGHT**



### **Applicable Models:**

RGBW WASH 180W

RGBW WASH 240W

Leksa Lighting® all rights reserved, Information, Specifications, Images and Instructions given in the document herein subject to change without further notice. Leksa Lighting Logo, Data and Indicated product names, Model no's herein the trademarks of Leksa Lighting.

You may connect to below contact for your queries:

📍 Leksa Lighting Technologies Pvt. Ltd  
Ashwathpura Road, Mangalore – 574227, India

✉ [biz@leksalighting.com](mailto:biz@leksalighting.com)

🌐 [www.leksalighting.com](http://www.leksalighting.com)

☎ +91-7899 – 543210

For Quality and Service support reach us @ [quality@leksalighting.com](mailto:quality@leksalighting.com)

### **Important Notice:**

There are no user serviceable parts inside the fixture. Do not attempt any repairs yourself; doing so will cease the manufacturing warranty and such acts will void the manufacturer warranty claims.

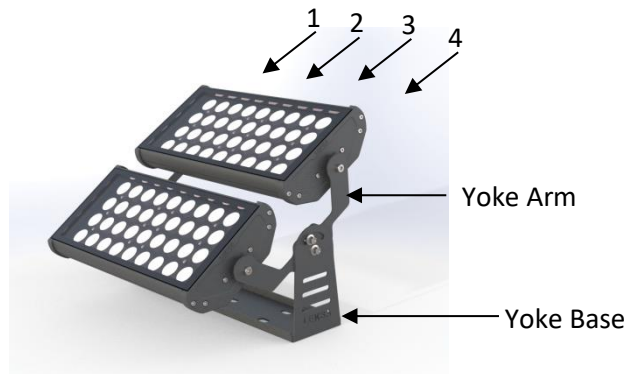
- Warranty claims to be reported to the above referred email ID's with the product Sl. Nos.
- Warranty will not be extended on the glass and breakable items like lenses etc.
- Product warranty does not cover the physical damages, breakages etc.
- Product warranty ceases if the product is not used as per manufacturer instructions.
- Product warranty is limited to the functional aspects of the fixture.
- Repair or Replacement is depending on the variance of complaint subject to manufacturer decision.

## Instructions:

This Product is IP65 rated. For proper operation, follow the **Installation guidelines described in this manual. Only qualified and** certified personnel should perform the installation and only the original rigging parts (brackets, holders, clamps, safety cables) included with this fixture should be used for installation. Any modifications will void the original manufactures warranty and increase the risk of damage and/or personal injury.

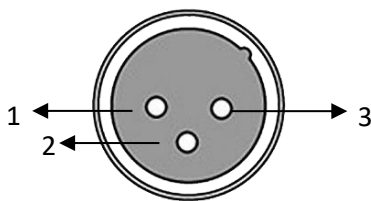
- Never look directly into the light source to prevent risk of injury to your retina, which may induce blindness. Those suffering from EPILEPSY should avoid looking directly into the light source of this unit at all times.
- Always disconnect from main power source before performing any type of service and/or cleaning procedure. Only handle the power cord by the plug end, never pull by tugging the wire portion of the cord.
- Do NOT operate fixture if the power cord has become frayed, crimped and/or damaged. If the power cord is damaged, replace it immediately with a new one of similar power rating.
- Do NOT operate fixture near any flammable materials.
- Do NOT operate fixture in dusty environments.
- We urge you to ensure proper mechanical fitments of clamps and a usage of safety chains while suspending from the top.

## FIXTURE OVERVIEW:

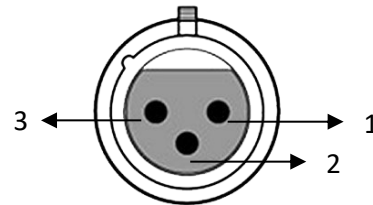


1	Power In	2	DMX In
3	Power Out	4	DMX Out

DMX Input  
3 Pin XLR Male Socket

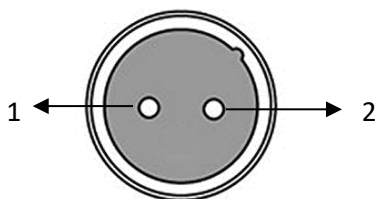


DMX Output  
3 Pin XLR Female Socket

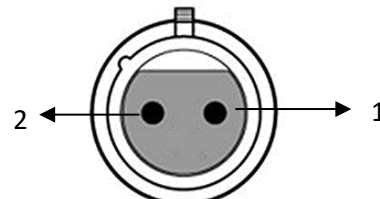


1	Ground	2	Data -	3	Data +
---	--------	---	--------	---	--------

Power Input  
2 Pin Male Socket



Power Output  
2 Pin Female Socket



1	24V+	2	24V-
---	------	---	------

### Note:

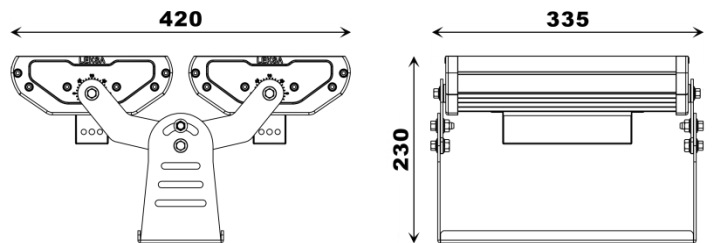
- DMX 512 Signal looping can be done from one fixture to other.
- Maximum 25 to 30 Fixtures can be taken in a single loop provided the distance is within short range.
- No Y Split is allowed for DMX looping.
- DMX last open end to be terminated with a 120 Ohm Resistor termination plug

## FIXTURE DETAILS:

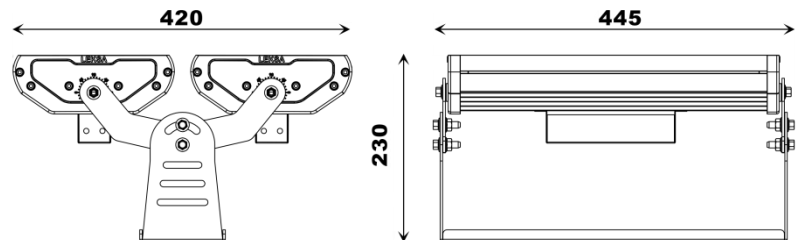
Type of Fixture	:	LED RGBW Wash Light
Lamp Source	:	Light Emitting Diode (LED)
Power Consumptions	:	RGBW Wash - 180W RGBW Wash - 240W
Control Modes	:	Auto color change & DMX color change
Dimensions	:	

## LED RGBW Wash Light:

**180W RGBW Wash Light**  
335 x 420 x 230 mm

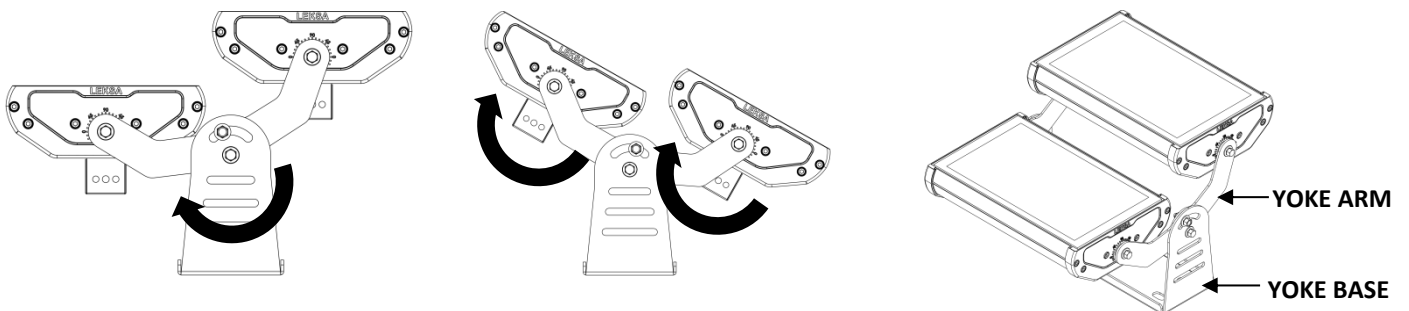


**240W RGBW Wash Light**  
445 x 420 x 230 mm



## Fixing Arrangements:

### YOKE ROTATION



**DMX Channel Values:**

<b>CH</b>	<b>Function</b>
1	Red
2	Green
3	Blue
4	White

**Note:**

- In a DMX Mode, Light fixture will operate with 4 Channel.
- Do NOT open the fixture for any kind of repair. There are parts which can be operated by authorized personnel's only.

For Further assistance, you are requested to contact our office or authorized dealers.  
We are there at your service.

Thank You for Choosing Leksa Lighting:

Leksa Lighting Technologies Pvt. Ltd.  
Ashwathapura Road, Moodbidri,  
Mangaore – 574227, India  
[www.leksalighting.com](http://www.leksalighting.com)  
[biz@leksalighting.com](mailto:biz@leksalighting.com)  
+91-7899 543210