


**Product Model No.** : LK LW 56 - 70

**Product Description** : 60W LED Linear Wash Light

Linear wash lights are sleek and versatile fixtures, perfect for accentuating architectural details or creating striking visual effects. Their elongated design offers precise and uniform illumination, making them an excellent choice for highlighting structures or spaces with a specific colour scheme. These lights are a streamlined solution for impactful, monochromatic outdoor or indoor lighting designs.



## 60W LED LINEAR WASH LIGHT

### Technical Specifications:

#### Electrical & Power:

- Power Consumption : 60W
- Input Voltage/Current : DC 24V / 2500 mA
- Electrical Class : III Class
- Power Factor (Min) : 0.9
- Harmonic Distortion : < 10%
- Driver/power unit : External

#### Optical Arrangement:

- Beam Angle : 25°
- Optional Beam Angle : 15° , 45°
- Field Angle : 32°

#### Lamp Source:

- LED Source : SMD Based
- Available CCT : 3000K, 4000K, 6500K, 1800K
- CRI ( Ra) : >70 ( 80 CRI –On Request)
- Lumens/W : > 110
- Net Luminous Flux : 6600
- SDCM : < 3
- LED Hours Burning life : 50,000

#### Physical & Construction:

- Dimension : 1000 x 45 x80mm
- Ingress Protection : IP66 Rated
- Body Housing : Aluminium Die Casted
- Body Colour : Black / Grey
- Mounting Type : Yoke Mount
- Impact Resistance : IK07
- Connector : M/F Cable Mount
- Working Temperature : +55° ~ -30°

#### Dimensions:



#### Control & Others:

- Control Option : On / Off

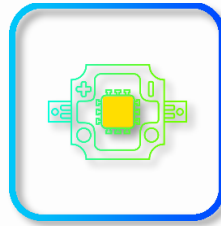
## Features



**60W Power Consumption**



**Simple On / Off control**



**SMD Based LEDs**



**LM 80 & LM 79**

**Test Certificates**



**Beam angle: 25°**



**Color Temperature: 3000K**

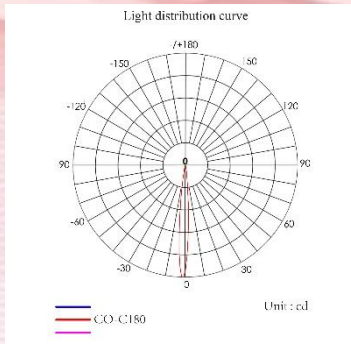


**Ingress Protection: IP 66**

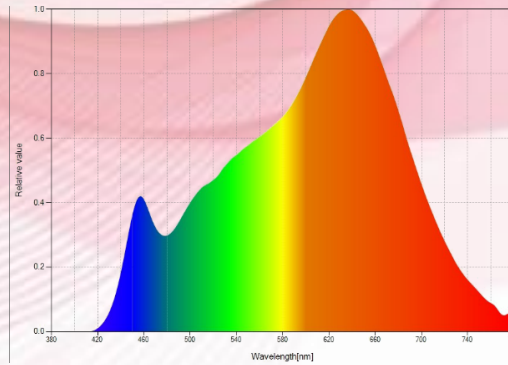


**Impact Protection: IK 07**

## Photometric Data



Light Distribution chart



Chromaticity Report

| Distance<br>IN MTRS | Beam Width |         | Lux(Center) |
|---------------------|------------|---------|-------------|
|                     | W(MTRS)    | H(MTRS) |             |
| 1                   | 0.4433     | 1       | 12684       |
| 2                   | 0.8867     | 2       | 3171        |
| 3                   | 1.3301     | 3       | 1410        |
| 4                   | 1.7735     | 4       | 794         |
| 5                   | 2.2169     | 5       | 509         |
| 6                   | 2.6603     | 6       | 354         |
| 7                   | 3.1037     | 7       | 261         |
| 8                   | 3.5471     | 8       | 200         |
| 9                   | 3.9905     | 9       | 159         |
| 10                  | 4.4338     | 10      | 129         |

Vertical Spread : 25 Deg. Horizontal Spread : 25 Deg.

Lux level distribution (25°)

## Certifications



© 2023 Leksa Lighting All rights reserved. Leksa Lighting does not give any representation or warranty as to the accuracy or completeness of the information included herein and shall not be liable for any action in reliance thereon. The information presented in this document is not intended as any commercial or and does not form part of any quotation or contract, unless otherwise agreed by Leksa Lighting. Leksa logo is registered trademark of Leksa Lighting Technologies Private Limited.

[www.leksalighting.com](http://www.leksalighting.com)

[biz@leksalighting.com](mailto:biz@leksalighting.com)

We Innovate Continuously. Hence the data and details subject to change without any further notice.